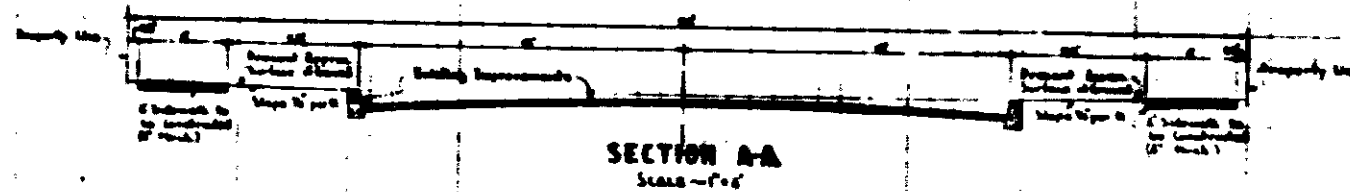



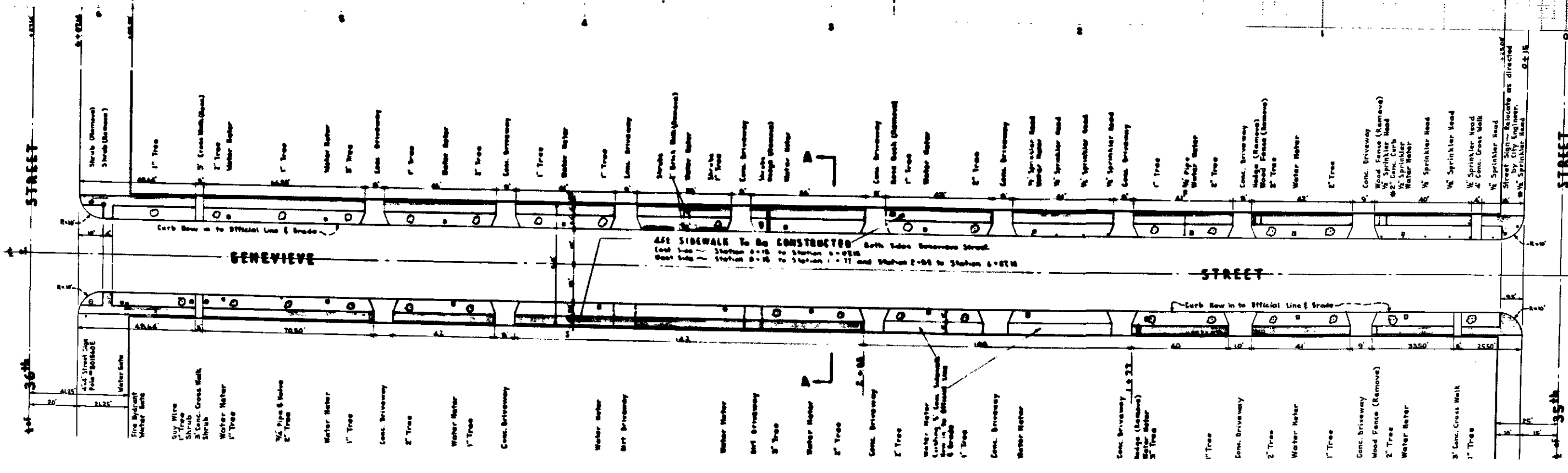
PROFILES

SCALE: HORIZ. 1" = 50'
VERT. 1" = 4'



NOTE

- All work indicated on these plans shall be done in conformity with applicable provisions of Specifications W 2124.
- All concrete driveways shown on this plan are to be official grade and shall be met by the sidewalk to be constructed.
- All obstructions in street right of way marked as to be removed by others. All other obstructions to be removed under this contract.

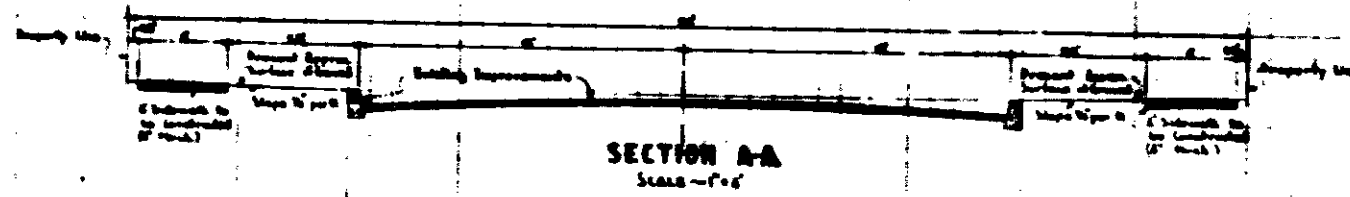



PLAN
SCALE - 1" = 50'

DEPARTMENT OF ENGINEERING
CITY OF SAN BERNARDINO
GENEVIEVE STREET
SIDEWALK PLAN
FROM 35th ST. TO 36th ST.

PROFILES

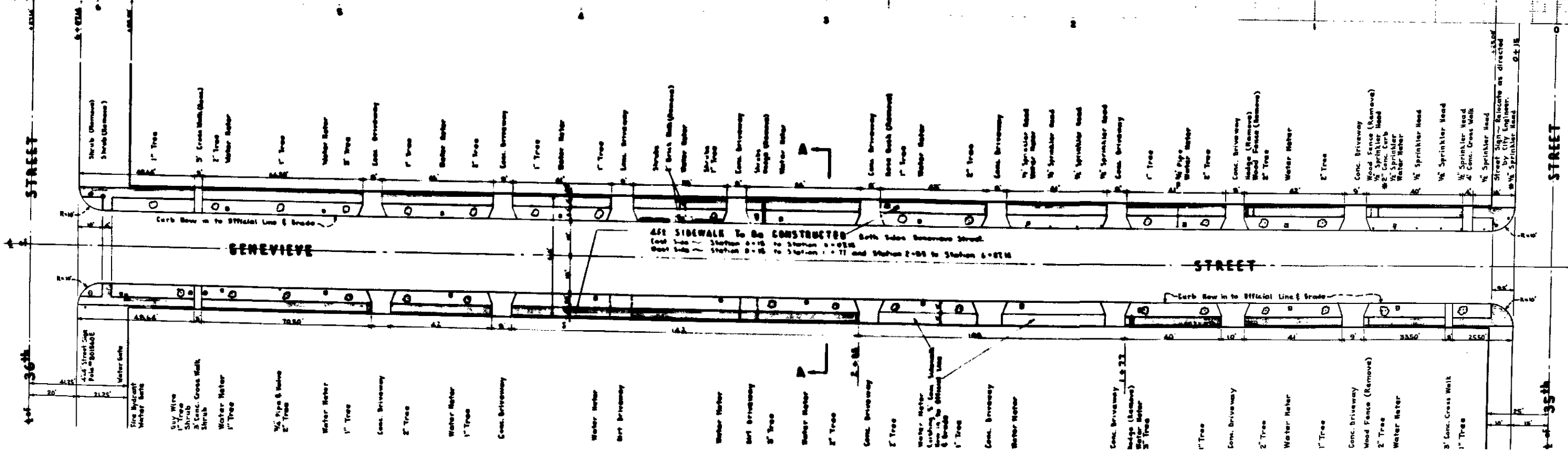
SCALE: HORIZ. 1" = 50'
VERT. 1" = 6'



SECTION A-A
SCALE - 1" = 6'

NOTE

- All work indicated on these plans shall be done in conformity with applicable provisions of Specifications W 2124.
- All concrete driveways shown on this plan are to be official grade and shall be met by the sidewalk to be constructed.
- All obstructions in street right of way marked as to be removed by others. All other obstructions to be removed under this contract.



PLAN
SCALE - 1" = 50'

DEPARTMENT OF ENGINEERING
CITY OF SAN BERNARDINO
GENEVIEVE STREET
SIDEWALK PLAN
FROM 35th ST. TO 36th ST.